

# Unlock the Wonders of Valentine's Day with Exciting Science Experiments!

Valentine's Day, a day dedicated to love and affection, offers a perfect opportunity to spark scientific exploration and ignite the minds of young learners. Science experiments, with their engaging and hands-on nature, can transform this special day into an unforgettable learning experience.



## Valentine's Day Science Activities: Valentine's Day Science Experiment Ideas: Experiments for Kids

★★★★★ 5 out of 5

Language : English  
File size : 28078 KB  
Text-to-Speech : Enabled  
Screen Reader : Supported  
Enhanced typesetting : Enabled  
Print length : 55 pages  
Lending : Enabled



### 1. Heart-Shaped Chromatography

**Materials:** Coffee filters, red and pink markers, rubbing alcohol

**Procedure:** Draw red and pink hearts on the coffee filters using the markers. Place the coffee filters on a plate and add drops of rubbing alcohol to the center of each heart. Observe the beautiful separation of colors as the alcohol travels through the filter, creating a heart-shaped chromatography display.



## 2. Dancing Hearts

**Materials:** Shallow bowl, water, baking soda, vinegar, red food coloring, heart-shaped cookie cutter

**Procedure:** Fill the bowl with water and dissolve baking soda in it. Add a few drops of red food coloring and create heart shapes using the cookie

cutter. Place the heart-shaped baking soda cookies in the solution and then carefully pour vinegar over them. Watch in amazement as the hearts start to "dance" and fizz due to the reaction between baking soda and vinegar.



### 3. Love Potion Slime

**Materials:** Clear glue, red and pink glitter, borax powder, water

**Procedure:** Mix clear glue with red and pink glitter to create a festive Valentine's Day slime. In a separate container, dissolve borax powder in water. Slowly add the borax solution to the slime mixture while stirring. The slime will start to form and become stretchy. Play with this unique and gooey "love potion" and explore its slimy properties.



#### 4. Erupting Valentine's Day Volcano

**Materials:** Baking soda, vinegar, dish soap, red food coloring, baking tray, heart-shaped mold

**Procedure:** Create a heart-shaped mold in the baking tray using aluminum foil. Place baking soda in the mold. In a separate container, mix vinegar

with dish soap and red food coloring. Pour the vinegar mixture over the baking soda and witness a spectacular eruption, simulating a Valentine's Day volcano.



## 5. Rainbow Heart Suncatchers

**Materials:** Contact paper, red, orange, yellow, green, blue, indigo, and violet tissue papers, scissors, sunlight

**Procedure:** Cut a heart shape out of the contact paper. Tear pieces of tissue paper in the seven colors of the rainbow and arrange them on one side of the contact paper to create a colorful heart design. Cover the tissue paper with the other side of the contact paper and seal the edges. Hang the rainbow heart suncatcher in a sunny window and enjoy the vibrant display of colors.




## 6. Fizzing Heart Bath Bombs

**Materials:** Baking soda, citric acid, Epsom salts, cornstarch, red and pink food coloring, heart-shaped mold

**Procedure:** Mix baking soda, citric acid, Epsom salts, and cornstarch in a bowl. Add red and pink food coloring for a Valentine's Day touch. Press the mixture into heart-shaped molds and let them dry. Drop the fizzing heart bath bombs into warm bathwater and watch them fizz and release a delightful aroma.





## 7. Heartfelt Paper Towel Art

**Materials:** Paper towels, red and pink markers, water

**Procedure:** Draw a heart shape on a paper towel using a red marker. Dip the tip of a pink marker in water and dab it around the red heart, creating a

watercolor effect. Encourage creativity and imagination by allowing children to explore different designs and patterns.



## 8. Love Bug Magnets

**Materials:** Black and red pipe cleaners, googly eyes, magnets, glue

**Procedure:** Bend a black pipe cleaner into an oval shape for the body of the love bug. Create two smaller ovals for the wings using red pipe cleaners. Glue the wings to the body. Add googly eyes and magnets to complete the adorable love bug magnets.





## 9. Valentine's Day Slime Sensory Bin

**Materials:** Clear plastic bin, pink and red slime, heart-shaped sequins, glitter, small toys

**Procedure:** Fill a plastic bin with pink and red slime. Add heart-shaped sequins, glitter, and small toys related to Valentine's Day. Allow children to explore the slime sensory bin, squish the slime, and create their own imaginative Valentine's Day scenes.



## 10. Kissing Hearts Candy Science

**Materials:** Conversation hearts, white vinegar, baking soda

**Procedure:** Place conversation hearts in a shallow dish. Pour white vinegar over them and observe the reaction. Add baking soda to the vinegar and witness the fizzing and bubbling. Discuss the chemical reaction

occurring between vinegar and baking soda, making the candy "kiss" and change colors.



These captivating Valentine's Day science experiments offer a unique and engaging way to celebrate love and foster a love for science. They spark curiosity, nurture creativity, and create unforgettable memories. By incorporating these experiments into your Valentine's Day festivities, you can transform this special day into a fun and educational experience that your children will cherish.

Happy Valentine's Day and may your hearts be filled with love and scientific wonders!


### **Valentine's Day Science Activities: Valentine's Day Science Experiment Ideas: Experiments for Kids**

★★★★★ 5 out of 5

Language : English




File size : 28078 KB  
Text-to-Speech : Enabled  
Screen Reader : Supported  
Enhanced typesetting : Enabled  
Print length : 55 pages  
Lending : Enabled



## Unveiling the Heart-Mind Connection: A Comprehensive Guide to Chinese Medicine and the Heart Spirit

In the realm of ancient Chinese medicine, the heart is not merely an organ that pumps blood. It is the seat of the mind, the home of our...



## The Dukan Diet Recipe Bible: Your Essential Guide to Effortless Weight Loss

Are you ready to embark on a transformative journey towards lasting weight loss? Look no further than the Dukan Diet Recipe Bible, your ultimate companion in achieving your...